


The Islands Of The Bahamas  
**Private Pilot Guide**  
2014-2015





# CONTENTS

Welcome Message Minister of Tourism .....	2
Message Comptroller of Customs .....	3
Message President of AOPA .....	4
General Information .....	5
Bahamas Official Gateway FBOs .....	7
Flying to The Bahamas Checklist .....	8
Airport Information .....	10
Frequently Asked Questions .....	12
U.S. Customs and Border Protection Facilities – Airports of Entry .....	15
Bahamas Private Pilots' Bill of Rights .....	17
Bahamas Students Become Young Eagles .....	18
Bahamas Customs Form C7A .....	19
Bahamas Customs Form C7 .....	20

Greg Rolle  
*Chief Aviation Specialist*  
grolle@bahamas.com

Elizabeth Vance  
elizvance@comcast.net

Donna Ash  
dash@bahamas.com

Carlton Sands  
*Project Coordinator*  
csands@bahamas.com

Contact us:  
Bahamas Tourist Office  
1200 S. Pine Island Rd. Ste. 450  
Plantation, FL 33324  
Ph: 954.236.9292 Fax: 954.236.9282  
bahamas.com/flying





# Welcome Message from the Minister of Tourism

## Hon. Obie Wilchcombe, MP

**Commonwealth of The Bahamas**  
**Minister of Tourism**

Bay Street, P.O. Box N-3701

**P** 1.242.302.2000 **F** 1.242.302.2098



Dear Aviator,

Welcome to **The Islands Of The Bahamas**, a region of unique beauty and charm.

Your short flight time allows you to experience our country's exquisite views on many levels. From a bird's eye view, there is no doubt that the various shades of our aquamarine and turquoise waters, the clearest in the world, show The Bahamas as a paradise on Earth.

While getting here is a pleasure, we continue to work hard to ensure that your time on our islands and our satellite cays is filled with satisfying experiences. On many islands, access to points of interest has been improved and new or enhanced tours and attractions are being introduced. Even more importantly, our people remain as warm and inviting as our temperate climate.

Enjoy your time in our islands. We look forward to greeting you again and again as you learn that our home is by all means yours as well.

Warmest Regards,

**Hon. Obie H. Wilchcombe, MP**  
Minister of Tourism





# Message from the Comptroller of Customs

## Mr. Charles Turner

### **Bahamas Customs**

P.O. Box N-155

Nassau, Bahamas

**P** 1.242.326.4401 - 4

**F** 1.242.322.6223 / 1.242.325.7409



Dear Aviators,

We are delighted to welcome each of you to the beautiful shores of **The Commonwealth Of The Bahamas**. It is our hope that you will be able to visit many of our Family Islands.

The significance of the private flyer is evident to us, hence, we have simplified our procedures for movement throughout our archipelago by combining the General Declaration (Form C7A) and our Inter-Island (Coastwise) Movement Form (Transire) to be completed upon initial report inwards thereby avoiding the issuance of a new form for each of our Islands on any visit to The Bahamas.

Additionally, individuals flying for pleasure are not required to pay Customs Service Charges regardless of the Port of arrival/departure or time of day. However, there is a one time Fifty Dollars (\$50.00) Processing Fee upon arrival from foreign.

Your contributions to The Bahamas are appreciated and it is our hope that you would continue to allow us to share in your memorable experiences.

Yours truly,

**Charles Turner**

Comptroller of Customs





# General Information

Flying **The Islands Of The Bahamas** is truly simple and well within the capabilities of the lightest single-engine aircraft. Leaving the east coast of Florida, first landfall occurs at Grand Bahama Island (60nm) or Bimini (50nm). While conditions are typically VFR, GPS is the most reliable and accurate method of navigation, and GPS will get you to even the most remote of our islands. Nassau, New Providence Island and Freeport, Grand Bahama Island are the major population centers. Flight operations are conducted within the equivalent of a U.S. TCA with radar coverage. There are approach control, tower and ground frequencies. Nassau and Grand Bahama offer Flight Service facilities. Nassau is the seat of Government, the hub of commerce and the busiest airport with the most airline traffic.

The other 54 airports in The Bahamas are uncontrolled and use standard procedures. All pilots monitor Common Traffic Advisory Frequency, CTAF 122.8, advising position and intentions. Left traffic patterns are used, pattern altitude is 1,000' AGL. Outbound traffic announces before occupying runways (there are no taxiways except at Nassau and Freeport) and depart straight out or turn left, climbing above pattern altitude as soon as possible.

VFR night flying is prohibited in The Bahamas during official sunset to sunrise. Controlled airspace requires VFR minimums of 1,500' and 3 miles clear of clouds. The VFR minimums for uncontrolled airspace differ from the U.S. requirements of 1,000' and 1 mile clear of clouds and in sight of land or water.

Return to the U.S. requires an International Flight Plan filed to the most convenient U.S. Airport of Entry. You may advise Customs of arrival ETA by including the word ADCUS (advise Customs) on your Flight Plan. In addition, you must call U.S. Customs and give at least one-hour notice prior to arrival. All airplanes must have a transponder, 12" registration numbers on the plane, and one U.S. Coast Guard approved life jacket for each person. Life rafts are suggested but not required.

## Important Telephone Numbers

	<i>Direct Dial U.S.</i>	<i>Bahamas</i>
<b>Nassau/FSS:</b>		
Weather	1.242.377.7178	377.7178
Flight Plans	1.242.377.7116	377.7116
24-Hour Flight Plan Emergency	1.242.377.2003	377.7281
<b>Freeport FSS:</b>	1.242.352.2205	352.2205
Princess Margaret Hospital (Nassau)	1.242.322.2861	322.2861
Doctor's Hospital (Nassau)	1.242.322.8411	322.8411
Rand Memorial Hospital (Freeport)	1.242.352.6735	352.6736
U.S. International FSS	1.800.992.7433 1.305.233.2600	

## Mandatory Requirements

You need to file the e-APIS manifest and a U.S. International Flight Plan before departing the U.S. and your first point of arrival in The Bahamas must be at an Airport of Entry (AOE). Each person aboard the aircraft must have proof of citizenship: passport.



# The Islands Of The Bahamas



# Bahamas Official Gateway FBOs

## US Based Bahamas Gateway FBOs

**Banyan Air Service (KFEX)\***  
**FT. LAUDERDALE EXECUTIVE AIRPORT**  
5360 NW 20th Terrace  
Ft. Lauderdale, FL 33309  
Tel: 954-491-3170 - Fax: 954-771-0281  
Email: [bahamas@banyanair.com](mailto:bahamas@banyanair.com)  
[www.banyanair.com/Bahamas](http://www.banyanair.com/Bahamas)



**APP Jet Center Fort Pierce (KFPR)\***  
**SAINT LUCIE INTL AIRPORT**  
2982 Curtis King Blvd  
Ft. Pierce, FL 34946  
Phone: 772-489-2285 Fax: 772-468-0252  
Email: [fcsr@appjetcenter.com](mailto:fcsr@appjetcenter.com)  
[www.appjetcenter.com](http://www.appjetcenter.com)

**Miami Executive Aviation (KOPF)**  
**OPA- LOCKA AIRPORT (OPF)**  
15001 NW 42ND Ave  
Miami, FL 33054  
Phone: 305-687-8410  
Email: [c.service@miamiexecutive.com](mailto:c.service@miamiexecutive.com)  
[www.miamiexecutive.com](http://www.miamiexecutive.com)

**Signature Flight Support (KPBI)**  
**PALM BEACH AIRPORT**  
1500 Perimeter Road  
West Palm Beach, FL 33406  
Phone: 561-478-8700  
Email: [pbi@signatureflight.com](mailto:pbi@signatureflight.com)  
[www.signatureflight.com/location?iata=PBI](http://www.signatureflight.com/location?iata=PBI)

**Galaxy Aviation of Palm Beach (KPBI)**  
**PALM BEACH AIRPORT**  
3800 Southern Blvd  
P. O. Box 15975  
West Palm Beach, FL 33406  
Phone: 561-683-4121  
Email: [csrdeskpbi@galaxyaviation.com](mailto:csrdeskpbi@galaxyaviation.com)  
[www.galaxyaviation.com](http://www.galaxyaviation.com)

**Galaxy Aviation of Stuart (KSUA)**  
**WITHAM FIELD AIRPORT**  
2240 SE Witham Field Drive  
Stuart, FL 34996  
Phone: 772-781-4720  
Email: [csrdesksua@galaxyaviation.com](mailto:csrdesksua@galaxyaviation.com)  
[www.galaxyaviation.com](http://www.galaxyaviation.com)

**SheltAir Aviation - FORT LAUDERDALE**  
**JET CENTER (KFLI)**  
Ft. Lauderdale/Hollywood Airport  
1100 Lee Wagener Blvd  
Fort Lauderdale, FL 33315  
Phone: 954-359-3200  
Email: [info-fl@sheltairaviation.com](mailto:info-fl@sheltairaviation.com)  
[www.sheltairaviation.com/](http://www.sheltairaviation.com/)

**Showalter Flying Service (KORL)\***  
**ORLANDO EXECUTIVE AIRPORT**  
400 Herndon Ave  
Orlando, FL 32803  
Phone: 407-894-7331  
Email: [csr@showalter.com](mailto:csr@showalter.com)  
[www.showalter.com](http://www.showalter.com)



**Stuart Jet Center (KSUA)**  
**WITHAM FIELD AIRPORT**  
2501 SE Aviation Way  
Stuart, FL 34996  
Phone: 772-288-6700  
Email: [cs@stuartjet.com](mailto:cs@stuartjet.com)  
[www.stuartjet.com](http://www.stuartjet.com)

## Bahamas On Island FBOs

**Cherokee Aviation - (MYAM)\***  
**MARSH HARBOUR AIRPORT**  
Marsh Harbor, Abaco, Bahamas  
Phone: (242) 367-1900  
Toll Free in USA: (866) 920-9970  
Fax: (242) 367-1901  
Email: [fboinfo@cherokeeair.com](mailto:fboinfo@cherokeeair.com)  
[www.cherokeeair.com](http://www.cherokeeair.com)

**Executive Flight Support - (MYNN)**  
**LYNDEN PINDLING**  
**INTERNATIONAL AIRPORT**  
Coral Harbour Road  
P.O. Box N-8174  
Phone: (242) 377-3355  
Fax: (242) 377-3470  
Email: [efsnassau@aol.com](mailto:efsnassau@aol.com)  
[www.efsnassau.com](http://www.efsnassau.com)

**Freeport Flight Centre - (MYGF)**  
**GRAND BAHAMA AIRPORT**  
P.O. Box F-40359  
Freeport, Grand Bahama  
Phone: (242) 352-7315  
Fax: (242) 351-7303  
Email: [fposcto1@asig.com](mailto:fposcto1@asig.com)

**Hawkline Aviation - (MYLS)\***  
**STELLA MARIS AIRPORT**  
Stella Maris, Bahamas  
Phone: (242) 338-2006  
Fax: (242) 338-2006  
Email: [smairport1@hotmail.com](mailto:smairport1@hotmail.com)

**Odyssey Aviation - (MYNN)\***  
**LYNDEN PINDLING**  
**INTERNATIONAL AIRPORT**  
Coral Harbour Road  
P.O. Box AP-59248  
Phone: (242) 702-0200  
Fax: (242) 362-0006  
Email: [info.mynn@odysseybahamasfsp.com](mailto:info.mynn@odysseybahamasfsp.com)  
[www.odysseyfsp.com](http://www.odysseyfsp.com)



**Odyssey Aviation - Great Exuma (MYEF)**  
**EXUMA INTERNATIONAL AIRPORT**  
Moss Town  
Great Exuma  
Phone: (242) 702-0261  
Alternate: (242) 345-0308 or (242) 702-0200  
Cell: (242) 557-0227  
Fax: (242) 334-2670  
Email: [info.myef@odysseybahamasfsp.com](mailto:info.myef@odysseybahamasfsp.com)  
[www.odysseyfsp.com](http://www.odysseyfsp.com)

**White Crown Aviation - (MYEH)\***  
**NORTH ELEUTHERA AIRPORT**  
North Eleuthera, Bahamas  
Phone: (242) 335-1650  
Fax: (242) 335-1653  
[www.whitecrownaviation.com](http://www.whitecrownaviation.com)



**The Bahamas  
& Caribbean  
Pilot's Guide**  
"Complete Aviation  
and Travel Resource"  
sold at these  
Gateway FBOs





# Flying To The Bahamas Checklist



## Outward Bound - From The United States To The Bahamas

### REQUIRED (must be done):

1. File a Flight Plan (DVFR or IFR)
2. File an e-APIS manifest outbound (we recommend doing the inbound at the same time)
3. Must have a Coast Guard approved life jacket for each person onboard.
4. Activate Flight Plan before leaving Florida. Radio frequencies:
  - Palm Beach 122.40
  - Miami/Fort Lauderdale 122.20
  - Fort Pierce 122.55
5. Prior to landing, close your flight plan with Nassau radio on 124.2 or 128.00. In order to close you may call 1-800-WXBRIEF or Nassau 1-242-377-7176. You can also use the blue phone at your disposal at your airport of entry free of charge.
6. Must land at an airport of entry (AOE) to clear customs and immigration.
7. Need to turn in 3 copies of the C7A general declaration form as well as a Bahamas immigration card – 1 per person.
8. Customs Processing Fee: \$50.00 per Aircraft, Inward only. (Please ensure all pilots complete a C7A form. This is the fee for Private aircrafts-defined by Bahamas Customs.)
9. By cooperating with customs and immigration they will be happy to help you.
10. If you fly VFR, you can contact Miami Center for flight following and issuing a discreet squawk code. Frequencies are:
  - Fort Pierce 132.25
  - Palm Beach area 124.6
  - Fort Lauderdale Executive 128.6
  - Fort Lauderdale International 125.7, 133.85, 134.6
11. Close VFR Flight Plan

## Inward Bound - To Fly From The Bahamas Back To The United States

### REQUIRED (must be done):

1. File e-APIS manifest
2. File a Flight Plan (DVFR or IFR)
3. Call US Customs at Your Airport Of Entry on the East Coast
4. Depart Bahamas from an Airport Of Entry
5. Activate Flight Plan
6. Get Discrete Squawk Code (for DVFR and before penetrating ADIZ)
7. Clear Customs in the US
8. Close VFR Flight Plan

### PROCEDURE (how to do it):

#### 1. File e-APIS manifest:

You need to file the e-APIS manifest to return to U.S. at least one hour prior to departure. This can be done one day or many weeks ahead of time. See attached index for more details.

#### 2. and 3. Flight Plan & Customs:

Either a VFR or IFR international flight plan must be filed. It is recommended to include ADCUS (Advise Customs) in the Remarks box. Regardless of whether you have filed your e-APIS manifest. Additionally you MUST call the customs facility at your airport of entry on the EAST coast at least 1 hour in advance to your estimated arrival and give them your tail number, departure point and Zulu estimated arrival time. Occasionally they will ask for the number of crew and passengers and how many are non U.S. Citizens. The agent receiving your call will normally give you his 2 letter call sign (his initials) which you should record. If he forgets, be sure to ask him for them since they could be your only proof that you did comply by calling and would save you a hefty fine. There are different ways to go about all this:





**SIMPLEST** (no waiting in line and better audio): From your hotel room call Miami FSS 1-800-992-7433 or Nassau FSS (242) 377-7116 and file. Also call Customs (see list on page 13 for Tel. numbers and hours of operation).

**ACCEPTABLE** (possible line and poor audio): AOE airports in the Bahamas, which are the only ones we may depart from, have direct "Speed Dial" to the Nassau FSS (#31) as well as to the Customs facilities in the East Coast. "Speed Dial" numbers for each facility are usually posted by the phone and are also included in our list. This would be your last chance to call Customs!

**NOT RECOMMENDED** (too much congestion and hassle): File in the air with either Nassau Radio 124.2 / 128.0 or with Freeport Radio 122.3. Not valid if departing from Nassau or Freeport; there you must file before taking off.

#### 4. Departing Bahamas:

At the Customs and Immigration Office of your departure AOE:

- Submit your stamped C7A form (Cruising Permit also known as Transire).
- For each person onboard (including the pilot) you must pay \$25.00 Departure Tax and submit the pink copy of the Immigration Card (under 6 - NO tax)
- Submit two C7 General Declaration forms; three if you want a stamped copy to prove that you were in the Bahamas.

#### 5. Activating Your Flight Plan:

Once clear of the airport and at altitude, you can activate your flight plan with:

- Nassau Radio on 124.2 or 128.0
- Freeport Radio on 123.0 if you are in their vicinity (back from Abaco)
- Miami Radio 126.7 or 122.4 - Miami Remote around Nassau 118.4 and around Freeport 126.9.

If you are departing from Bimini, you may activate your Flight Plan and get your ADIZ Squawk Code (step number 5) on the ground before starting up by transmitting on Miami Remote 122.1 and receiving (listening) on the Bimini VOR 116.7.

#### 6. Getting a Discrete Squawk Code: (from FSS)

Unless you are on a IFR flight plan, you need to get a discrete squawk code before penetrating the ADIZ (around Bimini its only 7 miles west). The sooner the better since it has to get relayed to Customs. When you activated your Flight Plan you probably got a frequency for this purpose. Normally 126.7 / 126.9 will do it.

Since ATC might request other codes as the flight progresses, it is good practice to write down the original one and keep it if need arises. If no new squawk code was assigned or no contact with ATC, you are expected to cross the ADIZ using the original one given by FSS.

**Flight Following** is not mandatory but recommended. Depending on location and altitude go to: Nassau 121.0; above 6,000' you are in Miami FIR so Miami 125.7 should work.

**Closing Flight Plan (VFR)** in the air is a sure way of not forgetting to do it with the Customs distractions after landing. 126.7 works for most locations; around FPR - 122.55; PBI - 122.4; FXE and FLL - 126.7.

#### 7. Clearing US Customs:

Must be done immediately after landing (all facilities have bathrooms). Take your entire luggage out of the airplane into customs leaving all aircraft doors open. No photography or cell phone calls are allowed.

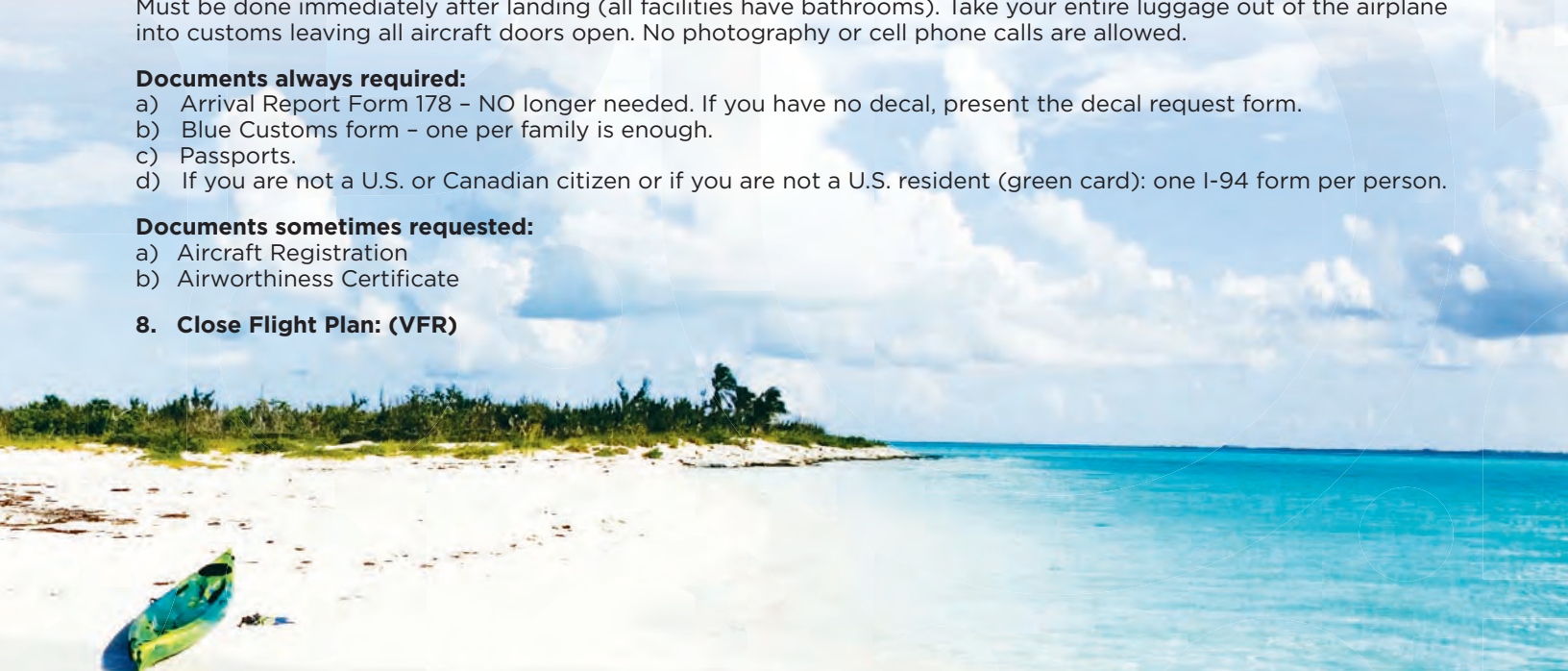
##### Documents always required:

- Arrival Report Form 178 - NO longer needed. If you have no decal, present the decal request form.
- Blue Customs form - one per family is enough.
- Passports.
- If you are not a U.S. or Canadian citizen or if you are not a U.S. resident (green card): one I-94 form per person.

##### Documents sometimes requested:

- Aircraft Registration
- Airworthiness Certificate

#### 8. Close Flight Plan: (VFR)



# Airport Information in The Islands Of The Bahamas

ISLANDS	Runway Length/Width	FUEL	Port Of Entry	AUTHORITY	CONTACT
<b>Abaco</b>					
Gorda Cay - MYAG	3,000 x 50	No fuel	No	PVT	OWNERS USE
Marsh Harbour - MYAM	5,000 x 100	100/fuel	Yes	GOVT	242-367-3884
Mores Island - MYAO	2,640 x 100	No fuel	No	GOVT	242-366-6100
Sandy Point - MYAS	4,500 x 100	No fuel	Yes	GOVT	242-366-4044
Scotland Cay - restricted	3,000 x 100	No fuel	No	PVT	242-367-2570
Spanish Cay - MYAX	5,000 x 80	No fuel	Yes	PVT	242-365-0083
Treasure Cay - MYAT	6,900 x 150	Jet fuel	Yes	GOVT	242-365-8919
Walkers Cay - MYAW	2,500 x 80	No fuel	Yes	PVT	CLOSED
<b>Acklins</b>					
Spring Point - MYAP	5000 x 60	No fuel	No	GOVT	242-344-3666
<b>Andros</b>					
Andros Town - MYAF	4,000 x 100	No fuel	Yes	GOVT	242-368-2030
Congo Town - MYAK	5,500 x 100	No fuel	Yes	GOVT	242-369-2640
Clarence Bain - MYAB	5,000 x 75	No fuel	No	GOVT	242-369-0083
San Andros - MYAN	5,025 x 100	100/fuel	Yes	GOVT	242-329-2140
<b>Berry Islands</b>					
Chub Cay - MYBC	5,000 x 80	No fuel	Yes	PVT	242-325-5788
Great Harbour Cay - MYBG	4,600 x 80	No fuel	Yes	PVT	242-367-8566
Lt. Whale Cay - MYBX	2,200 x 50	No fuel	No	PVT	242-359-3467
Big Whale Cay - MYBW	4,200 x 60	No fuel	No	PVT	242-359-3467
<b>Bimini</b>					
South Bimini - MYBS	5,600 x 100	No fuel	Yes	GOVT	242-347-3101
Ocean Cay - MYBO	1,650 x 60	No fuel	No	PVT	242-347-2397
Cat Cay - MYCC	1,100 x 50	No fuel	No	PVT	242-347-3565
<b>Cat Island</b>					
Arthurs Town - MYCA	7,034 x 150	No fuel	No	GOVT	242-342-2016
Cutlass Bay - MYCX	2,450 x 60	No fuel	No	PVT	242-359-3534
Hawks Nest - MYCH	3,100 x 80	No fuel	No	PVT	242-342-7050
New Bight - MYCB	5,050 x 75	No fuel	Yes	GOVT	242-342-2016
<b>Cay Sal</b>					
Cay Sal - MYCS	2,000 x 100	No fuel	No	PVT	OWNER USE
<b>Crooked Island</b>					
Colonial Hill - MYCI	4,160 x 60	No fuel	No	GOVT	242-344-2599
Pitts Town - MYCP	2,070 x 60	No fuel	No	PVT	242-344-2507
<b>Eleuthera</b>					
Cape Eleuthera - MYEC	6,500 x 150	No fuel	No	PVT	CLOSED
Governor's Harbour - MYEM	8,450 x 150	100/Jet	Yes	GOVT	242-332-2321
North Eleuthera - MYEH	6,000 x 100	100/Jet	Yes	GOVT	242-335-1068
Rock Sound - MYER	7,200 x 150	No fuel	Yes	GOVT	242-334-2177





# Airport Information in The Islands Of The Bahamas

ISLANDS	Runway Length/Width	FUEL	Port Of Entry	AUTHORITY	CONTACT
<b>Exuma</b>					
Exuma Int'l - MYEF	8,000 x 100	100/Jet	Yes	GOVT	242-345-0071
Darby Island	1,000 x 100	No Fuel	No	PVT	OWNER USE
Black Point - MYEB	2,500 x 80	No Fuel	No	GOVT	242-355-3060
Hog Cay - MYEY	2,800 x 60	No Fuel	No	PVT	242-366-2123
Lee Stocking - MYEL	3,000 x 75	No Fuel	No	PVT	242-336-4557
Little Darby Island	1000 x 100	No Fuel	No	PVT	OWNER USE
Norman's Cay - MYEN	3,000 x 60	No Fuel	No	GOVT	242-357-8846
Rudder Cut Cay	2,100 x 60	No Fuel	No	PVT	242-366-2639
Sampson Cay	2,000 x 30	No Fuel	No	PVT	OWNER USE
Staniel Cay - MYES	3,030 x 75	No Fuel	No	GOVT	242-355-2024
Farmers Cay	2,500 x 50	No Fuel	No	GOVT	242-355-4002
<b>Grand Bahama</b>					
Freeport - MYGF	11,000 x 150	100/Jet	Yes	PVT	242-352-6020
West End - MYGW	6,000 x 150	No Fuel	No	PVT	CLOSED
<b>Inagua</b>					
Matthew Town - MYIG	7,016 X 89	100/Jet	Yes	GOVT	242-339-1254
<b>Long Island</b>					
Deadmans Cay - MYLD	4,000 x 80	No Fuel	No	GOVT	242-337-0877
Diamond Roads - MYLR	3,000 x 60	No Fuel	No	PVT	242-337-3000
Stella Maris - MYLS	4,000 x 75	100/Jet	Yes	GOVT	242-338-2012
Cape Santa Maria - MYLM	2,150 x 60	No Fuel	No	PVT	242-338-5273
<b>Mayaguana</b>					
Mayaguana - MYMM	7,700 X 150	No Fuel	No	GOVT	242-339-3100
<b>New Providence</b>					
Nassau - MYNN	11,000 x 150	100/Jet	Yes	GOVT	242-377-6100
<b>Ragged Island</b>					
Duncan Town - MYRD	3,800 x75	No Fuel	No	GOVT	242-344-1699
<b>Rum Cay</b>					
Port Nelson - MYRP	4,500 x100	No Fuel	No	PVT	242-357-1600
<b>San Salvador</b>					
Cockburn Town - MYSM	8,000 X150	No Fuel	Yes	GOVT	242-331-2131

**Note:** The only official airports that have lights for night flying are Nassau and Freeport. A few Out Island airports have lights for emergencies only.

For complete information on airports and procedures, you can purchase a copy of the Bahamas & Caribbean Pilots Guide.



# Frequently Asked Questions By Private Pilots

**1. What are the closest islands to Florida?**

From Palm Beach / Miami / Ft. Lauderdale, Bimini is only 50nm, Grand Bahama only 60nm.

**2. What equipment is required to fly to the islands?**

- (a) You must have a Mode C transponder
- (b) 12" tail numbers,
- (c) U.S. Coast Guard approved life jacket for each person on board.  
A life raft is not required, but is suggested.

**3. What special procedures do I follow when departing the U.S.?**

- (a) File an International or DVFR Flight Plan and activate it in the air.
- (b) Close the Flight Plan in the air prior to landing on 124.2 or 128.0 (Nassau Radio) or if unable, with 800-WX-BRIEF or (242) 377-7116 on the ground.

**4. Is flight following required?**

No, but you will be able to stay in contact with Miami Center until they hand you off to Nassau Approach.

**5. Is fuel readily available, and how expensive is it?**

- (a) Avgas is currently available at nine airports in the Islands; you are never more than 20 minutes flying time away from fuel.
- (b) The average price of Avgas in The Bahamas, is comparable to those of Florida east coast fbos.

**6. Can I land at any airport?**

You must land at an Airport of Entry (AOE) the first time you enter the islands. Normal hours for Customs are 9am - 5:30pm daily. Check with the airport for specific hours.

**7. Can I arrive at night?**

Instrument-rated pilots can fly IFR into Nassau or Freeport after sunset.

These are the only airports with instrument approaches at this time. Some other airports have lights for emergency use, and others will be added in the near future.

**8. What proof of citizenship is required?**

You need a Passport for entering The Bahamas, and returning to the U.S.

**9. What forms are required?**

Complete three Inward Declaration and Cruising Permit forms (C7A)  
You will keep one stamped copy with you for traveling to other islands to show Customs at other airports. In addition, an Arrival Report is required at Nassau and Freeport, and at some other airports for twins. Each person also will complete a Bahamas Immigration Card.

**10. What fees can I expect?**

- (a) Landing fees are waived for single engine aircraft at all Government owned airports.
- (b) Twins pay a small fee from \$4 to \$15.
- (c) Customs Processing Fee: \$50.00 per Aircraft, Inward only. (Please ensure all pilots complete a C7A form. This is the fee for Private aircrafts-defined by Bahamas Customs.)
- (d) Private airports may charge landing/parking fees, usually \$4 to \$15.
- (e) The FBOs in Nassau and Freeport may charge ramp fees as well.
- (f) All persons pay a \$25 departure tax, including pilot and co-pilot.

**11. Are there any overtime fees?**

There are no overtime fees for private, non-commercial aircraft.

**12. What about experimental aircraft?**

A Standardized Validation has been approved for Experimental, for the purpose of operating a United States or Canada - registered amateur-built aircraft in Bahamian airspace. No further action is needed.





**13. Can I bring my pet?**

Yes, you will need an Import Permit.  
Call Agriculture, (242) 325-7502.

**14. Do I need to file a Flight Plan when flying between islands?**

No, just be prepared to show your Cruising Permit if there is Customs when you land.

**15. What forms must be filed when departing?**

Fill out two outbound General Declaration forms (C7), surrender your copy of the Immigration card, and pay departure tax of \$25.00 per person, children under the age of six (6) years are exempted.

**16. What kind of Flight Plan do I file when returning to the U.S.?**

You will file an International Flight Plan with 800-WX-BRIEF or Nassau Radio 124.2, 128.0. Once in the air, you must contact Miami Radio 15 minutes before penetrating the ADIZ, just past Bimini. Contact Flight Service on 126.7. They will give you a discrete transponder code. Do not penetrate the ADIZ without this code.

**17. Is ADCUS on the Flight Plan adequate notice for U.S. Customs?**

No, you are required to contact them at least 1 hour before arrival.  
A phone call is the only way to comply.

**18. Do I have to land at any particular airport in the U.S.?**

There are many convenient Florida airports with U.S. Customs.

**19. How can I get more complete information on all the airports and procedures?**

The Bahamas & Caribbean Pilots Guide is the complete source for all the information you will need. It can be purchased at many Florida FBOs, or directly from Pilot Publishing at (800) 521-2120, (760) 742-2281.

**20. What numbers must you call for weather information?**

Both in the U.S. and The Bahamas  
1 (800) WX BRIEF  
242-377-7178 / 242-377-7116.

**U.S. Sport Pilot requesting to operate in The Islands Of The Bahamas under the U.S. Sport Pilot rules (U.S. FAR 61, Subpart J) must meet the following requirements:**

- Hold a current and valid U.S. driver's license or a minimum of a third class medical certificate (U.S. FAR 61.303 and 61.315(c)(17)); and
- A logbook endorsement certifying the pilot is proficient in accordance with the requirements listed in U.S. FAR 61.325 (a), (b), and (c); and
- A logbook endorsement certifying the pilot is authorized to perform cross country flight (U.S. FAR 61.93); and
- Operate within the requirements of the Sport Pilot privileges and limitations listed in U.S. FAR 61.315.





# GOT SQUAWK?

Air Defense Identification Zone (ADIZ) violations occur daily in the Bahamas Corridor; don't be the next aircraft intercepted. File Customs eAPIS manifest prior to flight. To avoid ADIZ violations:

- \* Squawk assigned discrete transponder code
- \* Check NOTAMs and Fly Informed
- \* Notify ATC before deviating
- \* File IFR or DVFR
- \* Contact ATC

CONUS ADIZ

[www.facebook.com/americasaoc](http://www.facebook.com/americasaoc)  
[twitter.com/1stAF](https://twitter.com/1stAF) [www.faa.gov](http://www.faa.gov)





# U.S. Customs and Border Protection Facilities - Airports Of Entry

LOCATION	IDENT	HOURS	TELEPHONE	SPEED DIAL
Fort Pierce	FPR	10:00 - 18:00	(772) 461-1733 (305) 526-7155*	# 39
West Palm Beach	PBI	08:00 - 19:00 Sunday till midnight	(561) 233-1080 Option 2	# 48
Ft. Lauderdale Exec.	FXE	09:00 - 21:00	(954) 356-7412 (954) 356-7937	# 35
Ft. Lauderdale Intl.	FLL	24 hrs / 7 days	(954) 356-7411 (954) 356-7937	# 37
Opa Locka	OPF	09:00 - 21:00	(305) 687-5475 (800) 973-2867*	# 44
Miami	MIA	24 hrs / 7 days	(305) 526-7155	# 41
Tamiami	TMB	11:00 - 19:00	(305) 969-7511	# 46
Key West	EYW	24 hrs / 7 days On call, need 1 hr notice	(305) 296-5411	# 40

\*after-hours telephone

**US Customs and Border Protection Website:**  
**[www.cbp.gov/](http://www.cbp.gov/)**

The preceding is a complete list of authorized Airport of Entry. All private aircraft arriving in the United States from **The Islands Of The Bahamas** must notify U.S. Customs & Border Protection at least one hour prior to arrival. The aircraft must arrive at a designated airport nearest to their point of crossing the U.S. coastline.

**The required Customs notice shall include:**

1. Aircraft registration number
2. Name of the aircraft pilot
3. Number of passengers who are U.S. citizens
4. Point of last departure
5. Estimated time of arrival
6. Name of the United States airport of first landing

SELECTION SPEED DIAL & TELEPHONE NUMBERS					
	Number	Speed Dial		Number	Speed Dial
Weather	1-242-377-7178	#30	U.S. Customs Facilities		
Flight Plan	1-242-377-7116	#31	Key West	1-305-296-5411	#40
Freeport FSS	1-242-352-2205	#32	Miami International	1-305-526-7155	#41
International FSS	1-800-992-7433	#33	Miami Opa Locka	1-305-687-5475	#44
			After Hours	1-786-265-5620	#45
			Miami Kendall Tamiami	1-305-969-1576	#46
U.S. Customs Facilities			West Palm Beach Int'l	1-561-233-1080	#48
Fort Lauderdale Executive	1-954-356-7412	#35			
Fort Lauderdale Hollywood	1-954-356-7411	#37	AT&T	1-800-872-2881	#49
After Hours	1-786-265-5540	#38	MCI	1-800-888-8000	#50
Fort Pierce	1-772-461-1733	#39	Sprint	1-800-389-2111	#51

**If the blue phone does not work, walk to any BTC phone in the vicinity of the airport. You will be able to dial directly and you will not be charged for the call.**



# The Islands Of The Bahamas Private Pilot's Bill Of Rights, 2014-2015

## To Enter **The Islands Of The Bahamas** Private Pilots need:

- (a) Three (3) copies of the C7A Bahamas Cruising Permit form
- (b) One (1) Bahamas Immigration Card per person
- (c) **Proof of Citizenship** - Passport

## Private Pilots visiting **The Islands Of The Bahamas** should expect the following:

- \* **No Landing fee** for single engine private planes under 6,000 lbs. on a non-commercial trip at any Government owned airport. Landing Fee may apply at private airports or private facilities.
- \* **Customs Processing Fee**  
\$50.00 per Aircraft, Inward only  
**(Please ensure all pilots complete a C7A form. This is the fee for Private aircrafts-defined by Bahamas Customs.)**
- \* **No Overtime Customs & Immigration Fee** for private aircraft visiting **The Islands Of The Bahamas** where the pilot declares that he/she does not receive any remuneration and the flight is for recreational purposes.
- \* **No Transire** (C38) is needed for private pilot, cruising through **The Islands Of The Bahamas** for pleasure (a copy of the C7A will suffice.)
- \* **No Tie Down Fee** at any Government owned airport. Tie Down Fee may apply at private airports or private facilities.
- \* **A Flight Plan must be filed** activate prior to entering **The Islands Of The Bahamas** and close after landing. When leaving The Islands Of The Bahamas it is mandatory to file a new flight plan.

## To Leave **The Islands Of The Bahamas** Private Pilots Need:

- (a) One copy of The Bahamas Customs General Declaration Outward Form (C7)
- (b) To turn in The Bahamas Immigration card copy
- (c) To file a flight plan and eAPIS
- (d) Call and advise U.S. Customs of your ETA via a land line and get "code" from Customs Officer

All persons, six years and over leaving **The Islands Of The Bahamas**, pay a Government Departure Tax of \$25.00.

**Bahamas Customs  
Bahamas Immigration  
Bahamas Civil Aviation  
Bahamas Ministry Of Tourism**

**For further information, please call  
1-800-327-7678**







# BAHAMAS CUSTOMS DEPARTMENT

## Inward Declaration and Cruising Permit for Private Aircraft entering The Bahamas

FORM C7A

This modified form of declaration under the Customs regulations is applicable only to private aircraft not carrying cargo and operated for pleasure and recreation only by a pilot who is not flying for reward or remuneration or for business purposes. Other aircraft must be reported on the General Declaration Form No. C7.

This form should be presented in triplicate at all Ports of Entry other than Nassau, West End and Freeport, where two copies will be sufficient.

Time of Arrival _____	Date of Arrival _____
Name of Pilot _____	Type of Aircraft _____
Country of Registration _____	Reg No. _____
Customs Port of Arrival _____	From Where _____
Number of Crew _____	No. of Passengers _____
Stores on Board _____	
List of Arms and Ammunition _____	

I hereby certify that the above information is correct and that, except for the goods declared above and the bonafide baggage of the crew and passengers, no goods are being carried in the aircraft.

I further certify that -

- (a) The aircraft referred to herein is operated to and within The Bahamas solely for pleasure and recreation, by a pilot, who is not flying for reward or remuneration or for business purposes, and
- (b) To the best of my knowledge no person on board this aircraft is suffering from any contagious or infectious disease and neither was there any known epidemic at my port of Departure.

\_\_\_\_\_  
Signature of Pilot and Date

Permission is hereby granted for the above described Aircraft to cruise The Bahamas for a period not exceeding

\_\_\_\_\_  
Official Stamp

(Sgd.) \_\_\_\_\_  
for Comptroller of Customs

We welcome you to The Bahamas and trust you will have a pleasant cruise through our Islands.

This Cruising Permit should be retained until application is made for clearance from The Bahamas at which time it must be surrendered to Customs at your Port of Clearance. It should be produced on request of the commissioner or a Customs Officer at any place you may visit The requesting Commissioner or Customs Officer will initial, stamp and return it to you. In the interest of your own safety you may wish to contact the proper official of any place you visit but this is not compulsory.





# BAHAMAS CUSTOMS DEPARTMENT

## Aircraft General Declaration (Outward/Inward)

FORM C7

Owner or Operator \_\_\_\_\_

Marks of Nationality and Registration \_\_\_\_\_ Flight No. \_\_\_\_\_ Date \_\_\_\_\_

Depart from \_\_\_\_\_ Arrival at \_\_\_\_\_  
(Place) (Place)

### FLIGHT ROUTING

("Place" column always to list origin, every en-route stop and destination)

PLACE	TOTAL NUMBER OF CREW	NUMBER OF PASSENGERS ON THIS STAGE	CARGO MANIFEST SHEETS ATTACHED
		Departure Place: Embarking _____ Through on same flight	
		Arrival Place: Disembarking _____ Through on same flight	

#### Declaration of Health

Persons on board known to be suffering from illness other than airsickness or the effects of accidents, as well as those causes of illness disembarked during the flight.

\_\_\_\_\_  
\_\_\_\_\_

Any other conditions on board which may lead to the spread of disease

\_\_\_\_\_  
\_\_\_\_\_

Details of each disinfecting or sanitary treatment (place, date, time, method) during the flight. If no disinfecting has been carried out during the flight, give details of most recent disinfecting

\_\_\_\_\_  
\_\_\_\_\_

Signed \_\_\_\_\_  
Crew member responsible

#### For official use only

I declare that all statements and particulars contained in this General Declaration, and in any supplementary forms required to be presented with this General Declaration are complete exact and true to the best of my knowledge and that all through passengers will continue have contained on the flight.

SIGNATURE \_\_\_\_\_  
Authorized Agent or Pilot - In - Command







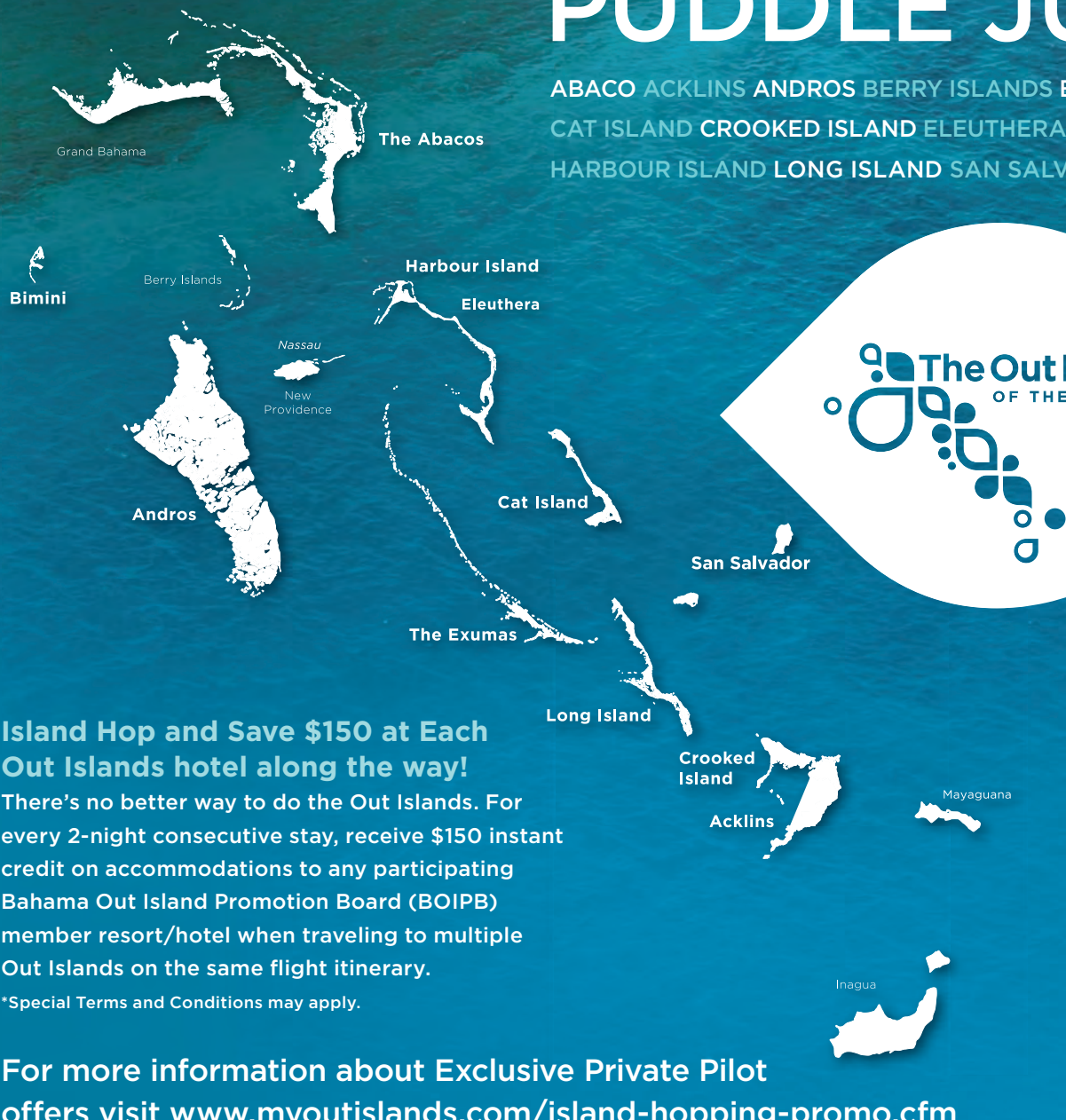
**For additional information please contact:**

Greg Rolle, Chief Aviation Specialist  
Bahamas Tourist Office  
1200 South Pine Island Road, Suite 450  
Plantation, Florida 33324  
954.236.9292  
GRolle@bahamas.com  
bahamas.com/flying



# HOP, SKIP & PUDDLE JUMP

ABACO ACKLINS ANDROS BERRY ISLANDS BIMINI  
CAT ISLAND CROOKED ISLAND ELEUTHERA EXUMA  
HARBOUR ISLAND LONG ISLAND SAN SALVADOR



## Island Hop and Save \$150 at Each Out Islands hotel along the way!

There's no better way to do the Out Islands. For every 2-night consecutive stay, receive \$150 instant credit on accommodations to any participating Bahama Out Island Promotion Board (BOIPB) member resort/hotel when traveling to multiple Out Islands on the same flight itinerary.

\*Special Terms and Conditions may apply.

For more information about Exclusive Private Pilot offers visit [www.myoutislands.com/island-hopping-promo.cfm](http://www.myoutislands.com/island-hopping-promo.cfm)

Scan Me to view  
Out Islands' Video.

