

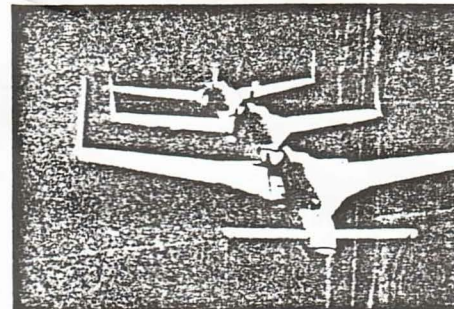



Brief Long-EZ specifications/performance.  
Engine — Lycoming O-235 108 hp.

Span	26.1 ft.	Takeoff solo/gross	600/950 ft
Area	94.8 sq. ft.	Climb solo/gross	1750/1250 fpm
Empty Basic	750 lb.	Cruise 75% 8000 ft.	186 mph
Empty Equipped	800 lb.	Cruise 40% 12000 ft.	146 mph
Solo Weight	1000 lb.	Top Speed — Sea Level	193 mph
Gross Weight	1425 lb.	Max range* 75% (solo/2 place)	1380/1150 mi
Max. Fuel	52 gal.	Max range* 40% (solo/2 place)	2070/1690 mi
Cabin L/W/H	100/23/37"	Ceiling (solo/gross)	27000/22000 ft
		Landing distance (solo/gross)	450/680 ft
		*40 minute reserve	



This amount of baggage fits nicely in the Long-EZ baggage area. Baggage is accessible in-flight.



## LONG-EZ DOCUMENTATION

**SECTION I — MANUFACTURING MANUAL** — This is the complete education manual for composite materials and methods, also, the complete plans and construction manual for the entire Long-EZ except engine installation and landing-brake. The manual consists of a 180-page, bound 11" x 17" book plus 14 larger full size drawings. It includes many photos, over 800 drawings and illustrations, and over 60,000 words. The builder is led step-by-step through the entire construction of the plane, including electrical system, fuel system and finishing procedures. The manual identifies sources for all materials and all prefabricated components. A video tape is available covering all aspects of building the moldless fiberglass/foam sandwich construction. The tape covers the latest methods used to obtain the optimum weight, strongest fiberglass layups. This presentation will help both the first-time and experienced builder attain quality aircraft workmanship.

**SECTION II — ENGINE INSTALLATION** — This is a set of drawings and construction for the complete engine installation, including mount, baffles, instrumentation, electricals, fuel, exhaust and induction systems, carb heat box and muff, cowl installation, prop and spinner.

**OWNERS MANUAL** — This is the required operations handbook and checklists, including normal and emergency operation, detailed flying qualities and performance charts, maintenance, maiden flight procedure, and pilot checkout, etc.

A video tape is also available which covers the weight and balance procedures, taxiing tests and first flight.

**LANDING BRAKE** — Complete full size drawings for the landing brake device. This is the large drag plate that extends from the bottom of the fuselage for landing approach.

Check items desired.	Price, includes first class mail to U.S. & Canada	Overseas Airmail — U.S. Funds
<input type="checkbox"/> Rutan Aircraft Information Package — complete data and photos of all Rutan designs.	\$ 10.00	\$ 11.00
<input type="checkbox"/> "Canard Pusher" newsletter Published quarterly. One year subscription. Approx. 10,000 words per issue.	6.75	8.75
<input type="checkbox"/> Long-EZ plans. Section I	198.50	212.50
<input type="checkbox"/> Section IIL Lycoming	21.50	23.50
<input type="checkbox"/> Long-EZ Owners Manual	9.00	10.50
<input type="checkbox"/> Long-EZ Landing Brake	10.00	11.00
<input type="checkbox"/> 6% Sales Tax, if Calif. order. Newsletter not taxable.		

Three generations of EZs in formation. In foreground the newest — Long-EZ.



The following are RAF-authorized distributors of Long-EZ materials and components. Contact the distributors at the addresses below for their catalogues and description of items.

### ALL RAW MATERIALS AND PREFAB FIBERGLASS PARTS

Near Los Angeles  
**AIRCRAFT SPRUCE**  
201 W. Truslow, Box 424  
Fullerton, CA 92632  
(714) 870-7551 ✓  
Catalog \$4

Near St. Louis  
**WICKS AIRCRAFT**  
401 Pine Street  
Highland, IL 62249  
(618) 654-7447  
Catalog \$3

Prefab machine parts such as: control system parts and welded parts, fuel caps, engine mount, rudder pedals and exhaust systems.

**KEN BROCK MANUFACTURING**  
11852 Western Avenue  
Stanton, CA 90680  
(714) 898-4366 ✓  
Catalog \$3

Main and nose gear, fuel strakes, fuselage bulkheads.

**TASK RESEARCH INC.**  
848 East Santa Maria  
Santa Paula, CA 93060  
(805) 525-4545 ✓

Canopies are available from **RUTAN AIRCRAFT**.

**R**utan  
**A**ircraft  
**F**actory

BUILDING 13, MOJAVE AIRPORT  
MOJAVE, CALIFORNIA 93501  
TELEPHONE (805) 824-2645